


Village of Combined Locks

2021

Fall Newsletter



Village President
John Neumeier

Village Trustees
Justin Krueger
Cathy Vander Zanden
Tim Stutzman
Brad Schinke
Mike Rietveld
Jim Ponto

Meetings are held on the 1st and 3rd Tuesdays of each month at 6:30pm. Agendas are posted at www.combinedlocks.org. Find agendas and minutes under Resources.

Village Administrator
Racquel Shampo-Giese
gieser@combinedlocks.org

Contact Us
405 Wallace Street
Combined Locks WI 54113
Phone: (920) 788-7740
www.combinedlocks.org

2045 Comprehensive Plan Kick-Off

YOU can help shape the future of Combined Locks! It's time to update the community's Comprehensive Plan. We need **YOUR** input to get this right. The 2045 Comprehensive Plan is a document drafted by community members, elected officials and appointed officials that details the future development, growth and land use in the community. Specifically, the plan provides an outline that identifies our community's issues & opportunities, housing & economic development plans, environment & sustainability, transportation plans, facilities & services, and parks & greenway plans.

How can you help? You can start by completing a quick 10-minute survey which will be the basic guide to drafting the 2045 Comprehensive Plan. The survey is available in multiple forms.

- 1) A paper copy is available for you to pick up at the Combined Locks Civic Center
- 2) We'll mail a paper copy to you – just ask!
- 3) You can complete the survey electronically using this link: Survey Monkey – [Tell Us What You Think Combined Locks](http://www.combinedlocks.org/survey)

www.combinedlocks.org/survey



WRAPPING UP THE CENTENNIAL CELEBRATION

What a wonderful Centennial Celebration was had last month with the help of Paperfest! Great entertainment, fireworks, trolley tours, time capsule viewing, carnival rides, lumberjack show, family fun, and a parade were enjoyed by thousands of people. Thanks for coming out to celebrate with us!

But now it's time to wrap up the celebration, and the first order of business is to seal the time capsule again. We will do this at the regularly scheduled Village Board on Tuesday, September 21st at 6:30pm. From now until September 17th you can view the items that were in the time capsule from 1970, 1976 and 1995. The items are still displayed in the lobby at the Combined Locks Civic Center. You can also bring in items to add to the time capsule. Items that represent the last 25 years are welcome as well as letters to family members to read in 2045. Bring your time capsule additions to the Clerk's Office at 405 Wallace Street, Monday through Friday between 7:30am and 4:00pm.



Front

Centennial Commemorative
Coins For Sale - \$5 each



Back

Combined Locks got its name from the combined boat locks that skirted the river shoreline helping a small town on the Fox River have industry that supports the community. It bridged our small community with others in the area forging a lasting relationship that remains yet today. In today's world the term locks often draws a different image other than boat locks. We think locks are things that hold something together or keep things held safe. In some cultures, locks are used to symbolize two people together and their strong relationship.


We would like to commemorate the image of locking things together with a symbol like other communities around the world have done. After securing a lock to San Antonio's Love Lock Bridge and knowing of the Pont Neuf Bridge in Paris, shortly before his passing, community member Tom Graverson thought why couldn't Combined Locks do the same, especially with a name like Combined Locks? It was his vision to see Combined Locks have such a powerful symbol so people around here could padlock their love onto a rail and vow their eternal love or friendship to each other and dream that their love for each other would last forever.

Combined Locks Love Locks is Tom Graverson's way of showing and sharing his love for what a beautiful community Combined Locks is and how special it was to him. Please bring a lock and share a special moment with those you love at the Combined Locks Love Locks.

Please also check out
Combined Locks Love Locks:



The Centennial Memory Book is still being drafted. We want to include all of this year's festivities before sending it to the printer. The anticipated release date is 11/01/2021.



YARD WASTE SITE HOURS OF OPERATION THROUGH NOVEMBER

The Village of Combined Locks provides a yard waste site for village residents to dispose of grass clippings, pruning debris, *brush less than 4' long*, and garden material. **DO NOT** bring brush to the yard waste site that is 4' long or longer – request curbside brush collection instead. The yard waste site is located at 400 Park Street. The site is open seven days a week from 7:00am to 7:00pm. **ALL residents using the site must display the yard waste permit on the back of their vehicle. Purchase your annual permit at the Clerk's Office - \$5.**

**The Yard Waste Site will close for the year as of November 24th, 2021 (weather dependent).
Waste oil is collected at this site all year.**

BRUSH COLLECTION REMINDERS

1. Brush collection is weekly, each Wednesday, April thru July.
2. Beginning in August brush is collected on the 1st and 3rd Wednesdays of the month until November.
3. The first Wednesday of November is the last normal collection day for brush.
4. Residents are required to call the village at (920) 788-7740 ext. 1 to request curbside brush collection. Residents must call by no later than 3:00pm on the day preceding normal collection. As an alternative, residents may complete an on-line request form that is available on the village's web site, www.combinedlocks.org
5. All brush must be on the terrace as of 6:30am on normal collection days.
6. Brush that is 2 to 4 feet in length must be placed curbside in bundles that are no larger than 2 feet in diameter and must be tied with twine or string. Do not include twigs.
7. Larger brush must be piled in a manner so that all cut ends are facing in one direction along the length of the terrace area. **Do Not bring larger brush to the yard waste site.**
8. Curbside brush collection does not include: collecting materials that have been cleared or removed from vacant land; materials that have been cut by a commercial tree service; and does not include bushes, shrubs, vines or hedge/tree clippings.
9. The Village will collect Christmas Trees in January – watch for the 2022 collection calendar.



**VETERANS OF FOREIGN WARS
POST 10544 - COMBINED LOCKS**

JOHN RIETVELD COMMANDER, 920-788-2493,
Meetings Held: First Monday of Each Month at 6:00pm,
Combined Locks Civic Center, Golden Agers Room

NO ONE DOES MORE FOR VETERANS





**SALES • SERVICE
INSTALLATION**



turn to the experts

920.759.1478
730 W COUNTY ROAD KK • KAUKAUNA WI 54130
mail@berkenheating.com • BerkenHeating.com

FALL LEAF COLLECTION

Leaves are collected curbside in the fall of each year.

Leaf collection typically begins around the second or third week of October and continues until about Thanksgiving.

Weather dictates the start and end dates of this service.

Residents are asked to rake leaves into the gutter line.



Keep the following in mind when bringing leaf piles to the curb.

- Parked cars should be at least 6' from leaf piles
- Trash and recycle containers should be 6' from leaf piles

Please make sure that leaf piles are kept low so that children cannot be hidden from motorists' view and kept close to the curb so as not to interfere with traffic.

Debris/items to exclude from leaf piles that are placed at the curb for collection:

- NO sticks, branches, glass clipping or yard waste
- NO pumpkins

REFUSE AND LARGE RUBBISH COLLECTION REMINDERS

Please take care to place your green trash cart **at least four (4) feet away** from your blue recycling cart. The distance is needed to ensure that obstructions do not interfere with the tip-to-dump garbage and recycling collection systems.

Sec. 8-3-3 Recycling Program and Recycling Containers d) Recyclable material containers must be placed for collection by 6:30 a.m. on the day of collection, but not before 12:00p.m. of the day preceding the regularly scheduled collection.


Sec 8-3-5 Garbage and Refuse Containers: Preparation for Collection d) Refuse containers must be placed for collection by 6:30 a.m. on the day of collection, but not before 12:00p.m. of the day preceding the regularly scheduled collection.

***Reminder:* LARGE RUBBISH COLLECTION REQUEST REQUIREMENT**

WHAT: Residents MUST request large rubbish collection at least 24-hours in advance

HOW: Call 920-788-7740 ext. 1 and leave a message with your address and a request for large rubbish collection or make the request online:

<https://combinedlocks.org/clerk-treasurer/public-works/large-rubbish-collection/>



- DETAILS:**
- 1) Items must be curbside by 6:30am on the day of collection and no earlier than noon the day before collection
 - 2) Appliances require a pre-paid fee to be paid at the Clerk's Office at least 24-hours in advance. (2021 fee is \$20.00 per appliance)
 - 3) Electronics are no longer collected curbside as they must be recycled.

Please visit Outagamie County Solid Waste web site for electronics disposal information:

<http://www.recyclemoreoutagamie.org/>

REMEMBER...ONLY RAIN DOWN THE DRAIN

To keep storm water leaving your home or workplace clean, follow these simple guidelines:

- Use pesticides and fertilizers sparingly.
- Repair auto leaks.
- Dispose of household hazardous waste, used auto fluids (antifreeze, oil, etc.), and batteries at designated collection locations.
- Use a commercial car wash or wash your car on a lawn or unpaved surface.
- Clean up after your pet.
- Sweep up yard debris rather than hosing down areas. Compost or recycle yard waste when possible.
- Clean paint brushes in a sink, not outdoors. Properly dispose of excess paints through a household hazardous waste collection program.
- Sweep up and properly dispose of construction debris like concrete and mortar.


GENERAL REMINDERS

Terrace Trees: It is a good idea to water trees regularly in the fall – especially newly planted trees.

Archery Range: The Archery Range in Memorial Park is open for public use during normal park hours. Normal park hours are daily from 7:00am to 11:00pm. If you are the last person to leave – turn off the lights, please! This is important in the fall, especially after the leaves start to drop.

Mail Boxes: For those mailboxes at curbside, please make sure that the front face of your mailbox is located behind the back of curb.

Winter Parking Restrictions: Winter parking restrictions begin December 1st. From December 1st through April 1st, parking on the street is prohibited from 2am to 6am.



Riverside CEMETERY
APPLETON CEMETERY ASSOCIATION
(920) **733-5629**

- Sites starting at \$800
- PRE-PLANNING/FINANCING
- Local Non-Profit Cemetery
- Personalized Monument Options

714 N. Owaissa St. Appleton • RiversideCemeteryAppleton.com



J.T. SCHMIDT
Plumbing
INC.

Performance Rich, People Strong
Commercial Statewide Plumbing
Design Services

1-920-788-7315
419 S. Washington St.
Combined Locks, WI 54113



Robinson
FLORIST & GREENHOUSES

444 S. Washington Street, Kimberly WI
Phone: 920-788-5244
Website: <http://robinsonflorists.com/>

PROUD PLANT SUPPLIER FOR THE VILLAGE OF COMBINED LOCKS



DIEDRICH
Family Insurance Agency, Inc.

Wendy Diedrich, CISR

AUTO • HOME • BUSINESS • LIFE

225 N. Richmond Street, Suite 106
Appleton, WI 54911
Phone 920.733.7331 • Fax 920.733.2444
www.diedrichagency.com • wendy@diedrichagency.com

HAPPY HALLOWEEN

Trick or Treat hours are
5:00pm to 7:00pm
October 31st



THANKSGIVING WEEK

Garbage & Recycling Collection Changes

Tuesday collection: No change for trash collection

Thursday collection: Trash collected Wed, 11/24

Recycling collected Fri, 11/26


Tire Collection

Tire collection dates for 2021 are Tuesday, September 21st and Thursday, September 23rd.

Place tires curbside on your normal garbage collect day.

Limit of 10 car tires or smaller per residence.

COMBINED LOCKS WATER UTILITY HYDRANT FLUSHING



The Combined Locks Water Department will begin semi-annual water main/hydrant flushing on Monday, September 20th, 2021. The flushing should be completed in one week, but may continue through Friday, September 30th, 2021 if needed.

The water main flushing will remove most of the natural minerals, such as iron, that are harmless but will discolor water. If you see our Public Works Department personnel working in your area, use little, or if possible, no water for ½ hour to ¾ of an hour to ensure that water has “settled down” - so that the discoloration is not drawn into your water system. If you do find discoloration in your system, stop using water for about ½ hour - then draw off the discolored water through the **cold-water faucet only**. Our best advice is for you to wait until after 4:00 p.m. before washing clothes to minimize potential discoloration.

Thank you for your cooperation. Combined Locks Water Utility

Lox Club

Fine Food & Cocktails

Open at 4:30 Tues - Sun.

788-4401

Cty. Tk Z
591 State Street
Combined Locks

Order it today...
Pick it up **tomorrow!**
Ask us how.

Insta Print Plus^{INC}

DIGITAL Printing • Copies • Color Copies

534 W. Wisconsin Ave. | Appleton, WI

920.739.5218 • instaprintplus.com



Your Local
Real Estate
Resource!

920-841-0462
jill.coenen@c21ace.com



FIRE DEPARTMENT NEWS

Protect Your Family

Smoke Alarms at Home

SMOKE ALARMS ARE A KEY PART of a home fire escape plan. When there is a fire, smoke spreads fast. Working smoke alarms give you early warning so you can get outside quickly.



SAFETY TIPS

- Install smoke alarms in every bedroom. They should also be outside each sleeping area and on every level of the home. Install alarms in the basement.
- Large homes may need extra smoke alarms.
- It is best to use interconnected smoke alarms. When one smoke alarm sounds, they all sound.
- Test all smoke alarms at least once a month. Press the test button to be sure the alarm is working.
- Current alarms on the market employ different types of technology including multi-sensing, which could include smoke and carbon monoxide combined.
- Today's smoke alarms will be more technologically advanced to respond to a multitude of fire conditions, yet mitigate false alarms.
- A smoke alarm should be on the ceiling or high on a wall. Keep smoke alarms away from the kitchen to reduce false alarms. They should be at least 10 feet (3 meters) from the stove.
- People who are hard-of-hearing or deaf can use special alarms. These alarms have strobe lights and bed shakers.
- Replace all smoke alarms when they are 10 years old.

FACTS

- ❗ A closed door may slow the spread of smoke, heat, and fire.
- ❗ Smoke alarms should be installed inside every sleeping room, outside each separate sleeping area, and on every level. Smoke alarms should be connected so when one sounds, they all sound. Most homes do not have this level of protection.
- ❗ Roughly 3 out of 5 fire deaths happen in homes with no smoke alarms or no working smoke alarms.



**NATIONAL FIRE
PROTECTION ASSOCIATION**
The leading information and knowledge resource
on fire, electrical and related hazards

nfpa.org/education



- ☐ Draw a map of your home. Show all doors and windows.
- ☐ Visit each room. Find two ways out.
- ☐ All windows and doors should open easily. You should be able to use them to get outside.
- ☐ Make sure your home has smoke alarms. Push the test button to make sure each alarm is working.
- ☐ Pick a meeting place outside. It should be in front of your home. Everyone will meet at the meeting place.
- ☐ Make sure your house or building number can be seen from the street.
- ☐ Talk about your plan with everyone in your home.
- ☐ Learn the emergency phone number for your fire department.
- ☐ Practice your home fire drill!

About Fire Prevention Week

Since 1922, the NFPA has sponsored the public observance of Fire Prevention Week. In 1925, President Calvin Coolidge proclaimed Fire Prevention Week a national observance, making it the longest-running public health observance in our country.

During Fire Prevention Week, children, adults, and teachers learn how to stay safe in case of a fire. Firefighters provide lifesaving public education in an effort to drastically decrease casualties caused by fires.

Fire Prevention Week is observed each year during the week of October 9th in commemoration of the Great Chicago Fire, which began on October 8, 1871, and caused devastating damage. This horrific conflagration killed more than 250 people, left 100,000 homeless, destroyed more than 17,400 structures, and burned more than 2,000 acres of land.



The
**Insurance
 RESOURCE**

Auto - Home
 Medicare
 Health - Life
 Business

50+ years serving the Valley

"Only agent I'll need" ~Lee "Great personal Service" ~Ed
"We had a house fire - They got us through it."

Ph# 920-788-4264

2022 Summer Baseball/Softball/Tee-Ball Season

Every player who played during the 2021 season is considered a RETURNING player for 2022. Letters regarding registration will be mailed to returning ball players in December.



We want to share a great big THANK YOU! to all of the 2021 Summer Recreation Baseball/Softball/T-ball sponsors.

Ahava Salon and Spa
Ansay and Associates
Bank First
Berken Heating & Cooling
Boots Chiropractic & Wellness Center
Butch's Pizza
Clearwater Car Wash
Coldwell Banker
Combined Locks Advancement Association
Combined Locks Fire Fighters
Custom Offsets
Dercks Drywall
Diedrich Family Insurance
Fox Communities Credit Union
Haen Meat Packing
HOV VFW Post 10544
Ideal Technologies

Insurance Resource
Jill Coenen, Realtor - Century 21 Ace Realty
JMS Detailing
JT Schmidt Plumbing
Kamps Bar & Grill
KM Construction
Kyler Van Groll Trucking
Lox Club
Midwest Restoration
Outagamie County Sheriff's Association
Peerenboom's
Quality Lawn Care
Robinson Florist
Schreiber Electric
Swimtastic Swim School
Tanners Grill and Bar
Wisconsin Retirement Solutions
Wisconsin Timber Rattlers

12th "Almost" Annual Light Those Lights Softball Tourney & Village Corn Roast

Hosted by: Combined Locks Advancement Association

**Saturday, August 28th, 2021
Memorial Park, Combined Locks**

**Men's age 25 & over – 16" softball with any legal bat
Co-ed age 25 & over – wooden bats only
(Women – 12" softball, Men – 16" softball)
Competitive and Fun Divisions**

Music By "I Got This DJ" (Ryan Schmitt)

50/50 Raffles, Paddle Wheel, Food, Refreshments, and
Grilled Corn on the Cob!
Starts at 1:00pm





The Village of Combined Locks is full of great people – many of who volunteer to help beautify the community by maintaining boulevards, planting flowers and shrubs, picking up litter, donating funds to maintain planting beds, and installing flags for holidays.

Please join us in a round of applause to ALL who help make Combined Locks a wonderful place to live! Thank You!

And we can always use more help! If you are interested in adopting a planting bed or installing flags on holidays, please contact the Clerk's Office at 920-788-7740 ext. 0 or gieser@combinedlocks.org

Boulevard Buddies

Nick & Peggy Popp
Brad & Sheila Schinke
Jesse & Lori Rose
Jim & Patti Slempek
Cherie Krenke & Bob Corey
Jill Hahn
Kevin & Barb Coleman
Troy & Diane Verhagen
Pat Dercks
Jeff & Michelle Lauson

Petal Pushers

Judy Roberts
Robinson Florists – Craig Robinson
Tim Mulry

Flag Flyers

Kamps Krew – Doug DeValk
George & Margaret Bosch Family
Boy Scouts – Troop 41
Venture Crew
"516" Club

All-Around Allies

Bill Boots	Dorothy Stoflet
Dennis Jansen	Pete & Roxie Strick
Combined Locks Advancement Association	



2021-2022 PARK RENTAL

Memorial Park:


Rental fee \$100 for residents; \$200 for non-residents

Lindberg Park:

Rental fee \$50 for residents; \$100 for non-residents


Van Zeeland Park:

Availability for 2022 has not yet been confirmed
due to construction



A separate security deposit (check or cash) equal to the rental fee is required for all park rentals. Residents of Combined Locks may reserve parks as of 11/01/21. Non-residents may reserve parks as of 04/01/22.

FIREWOOD CUTTING



Over the next several months, there will be an opportunity for residents to obtain some firewood from trees that will be removed in the Village. If you are interested in cutting some firewood for your personal use, please contact the Clerk's Office at 788-7740 ext. 201.

A signed waiver is required.


A business card for Jody Schmidt, a REALTOR® with Century 21 Ace Realty. The card features a photo of Jody, the Century 21 logo, and contact information: (920) 378-2407 and JODY.SCHMIDT@C21ACE.COM.

A business card for Schmitt's Tickets, Inc. The card lists the address 617 Buchanan Road • Combined Locks, WI 54113, and specializes in Packer Tickets, Milwaukee Bucks, Brewers, and Wisconsin Badgers: Football & Basketball. It includes the slogan "BUY • SELL • TRADE" and "Concerts - WWE - We Do All Events Local & National". Contact information for John Schmidt is provided: 920.759.6266, website www.schmittstickets.com, and cell phone 920.841.8278.

A logo for Kamps Bar & Grill. The logo features the name "KAMPS" in a large, stylized font, with "BAR & GRILL" below it. A central emblem contains a anchor and the text "EST. 1930". The bottom of the logo reads "COMBINED LOCKS, WI".

A business card for McMAHON ENGINEERS ARCHITECTS. The card features the tagline "Solutions that bring the Vision of our Communities to Life" above a photo of a construction site. The company name "McMAHON" is prominently displayed, along with "ENGINEERS ARCHITECTS" and "SINCE 1909". Contact information includes 920 751 4200, MCMGRP.COM, and locations in NEENAH WISCONSIN, ILLINOIS, and INDIANA.

We hope you continue to patronize the local businesses that choose to advertise with the Village of Combined Locks. Their business cards are printed throughout the newsletter. The Village is grateful for their support.



VILLAGE OF COMBINED LOCKS
405 WALLACE STREET
COMBINED LOCKS WI 54113
920-788-7740

www.combinedlocks.org

PRSR STD
U.S. POSTAGE
PAID
PERMIT NO. 4
Combined Locks, WI 54113

POSTAL PATRON

CONTACT US

MONDAY – FRIDAY

7:30AM TO 4:00PM

Combined Locks Civic Center

Administrator-Clerk-Treasurer
Deputy Clerk-Treasurer
Administrative Assistant
Fire/EMS Chief
Recreation Director

405 Wallace Street

Racquel Shampo-Giese
Sarah Lesnick
Jim Reese
Ken Wiedenbauer
Barbara VandenHeuvel

920-788-7740

gieser@combinedlocks.org
lesnicks@combinedlocks.org
reesej@combinedlocks.org
clfdems@combinedlocks.org
vandenheuvelb@combinedlocks.org

Public Works Department

Director of Public Works

300 Park Street

Ryan Swick

920-788-7744

swickr@combinedlocks.org

Police Service with

Outagamie County Sheriff's Office

405 Wallace Street

Sgt. Tyler Van Handel
Emergency 911

920-832-5000

tyler.vanhandel@outagamie.org

Village Board Meetings 1st and 3rd Tuesdays 6:30pm Combined Locks Civic Center Council Chambers

All Village Board meetings are open to the public, and there is an opportunity for anyone in attendance to ask any question of the Village Board. The Village President will ask for Public Comment for matters not on the agenda. This is your opportunity to ask questions about things happening in our community.